

NUOVO



Softer than Steel

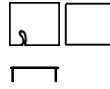
Technical sheet, for professional use

Category: Small tables / Consolle

Nendo, 2014

Ultralight carved tops of different shapes and complementary heights define the Softer Than Steel range. Almost a playful Nendo design, with an arrangement of interesting personal variations and nestings.





Softer than steel A/B

measures
30 × 30 cm

heights
25
cm
30 cm
40 cm
50 cm
55 cm

Softer than steel C/D

measures
49 × 49 cm

heights
25
cm
30 cm
40 cm


Softer than steel E/F

measures
74 × 90 cm

heights
25
cm
30 cm
40 cm

Structure


Lacquers



B13 MATT SABBIA



B22 BUNGEE BUNGEE BROWN




B42 GRAFITE



B56 RUGGINE




B59 MATT BLACK



B62 MATT WHITE



B70 LAMPONE RED



B73 QUARZO PINK



B82 GREY



B85 MOSS GREEN